

MATERIALS LIST



MATERIALS & HARDWARE

Part	Qty	T	W	L	Material	Part	Qty	T	W	L	Material		
Printer Cabinet						Lateral File							
A	Case Sides	2	3/4"	16"	24"	Maple Plywood	A	Case Top/Divider/Bottom	3	3/4"	16"	34 1/2"	Maple Plywood
B	Case Top/Bottom	2	3/4"	16"	20"	Maple Plywood	B	Case Sides	2	3/4"	16"	24"	Maple Plywood
C	Case Back	1	3/4"	20"	24"	Maple Plywood	C	Case Back	1	3/4"	24"	34 1/2"	Maple Plywood
D	Case Front Edging	2	3/4"	3/4"	20"	Maple	D	Front Edging	3	3/4"	3/4"	34 1/2"	Maple
E	Case Side Edging	4	3/4"	3/4"	24"	Maple	E	Side Edging	4	3/4"	3/4"	24"	Maple
F	Base Ends	2	3/4"	4"	18 5/16"	Maple	F	Base Ends	2	3/4"	4"	18 1/4"	Maple
G	Base Front/Back	2	3/4"	4"	21 1/2"	Maple	G	Base Front/Back	2	3/4"	4"	36"	Maple
H	Base Lower Cleats	2	3/4"	2"	21"	Maple	H	Base Lower Cleats	2	3/4"	2"	35 1/2"	Maple
I	Base Upper Cleats	2	3/4"	2 1/4"	21"	Maple	I	Base Upper Cleats	2	3/4"	2 1/4"	35 1/2"	Maple
J	Door Top Rail	1	3/4"	2 1/2"	17 1/2"	Maple	J	Top Panel	1	3/4"	16 3/4"	34 1/2"	Maple Plywood
K	Door Bottom Rail	1	3/4"	3 1/2"	17 1/2"	Maple	K	Top Side Edging	2	3/4"	3/4"	18 1/4"	Maple
L	Door Stiles	2	3/4"	2"	23 7/8"	Maple	L	Top Front/Back Edging	2	3/4"	3/4"	36"	Maple
M	Small Loose Tenons	2	3/8"	1 3/8"	2"	Maple	M	Drawer Fronts/Backs	4	1/2"	9 3/4"	33"	Maple
N	Large Loose Tenons	2	3/8"	2 3/8"	2"	Maple	N	Drawer Sides	4	1/2"	9 3/4"	16"	Maple
O	Top Panel	1	3/4"	16 13/16"	20"	Maple Plywood	O	Drawer Dividers	4	1/2"	9 1/4"	15 1/2"	Maple
P	Top Side Edging	2	3/4"	3/4"	18 5/16"	Maple	P	Drawer Bottoms	2	1/4"	15 1/2"	33"	Maple Plywood
Q	Top Front/Back Edging	2	3/4"	3/4"	21 1/2"	Maple	Q	False Frame Top Rails	2	3/4"	2 1/2"	32"	Maple
R	Tray	1	3/4"	14"	19 3/8"	Maple Plywood	R	False Frame Bottom Rails	2	3/4"	3 1/2"	32"	Maple
S	Tray Sides	2	3/4"	2 1/4"	14"	Maple	S	False Frame Stiles	4	3/4"	2"	11 7/8"	Maple
T	Tray Front	1	1/2"	2 3/4"	19 3/8"	Maple	T	Lower Loose Tenons	2	3/8"	2 3/8"	2"	Maple
U	Tray Edging	2	1/4"	3/4"	14"	Maple	U	Upper Loose Tenons	2	3/8"	1 3/8"	2"	Maple
V	Adjustable Shelf	1	3/4"	16"	19 3/4"	Maple Plywood	Printer Cabinet Hardware						
W	Shelf Edging	1	1/2"	3/4"	19 3/4"	Maple	(12) #8 x 1 1/4" Fh Woodscrews						
Lateral File						Lateral File Hardware							
						(12) #20 Biscuits							
						(2) 1 1/4" Drawer Slides (#35685)*							
						(2) Door Hinges (#49393)*							
						(4) Levelers (#12295)*							
						(4) 1/4"-20 T-Nuts (#26054)*							
						(4) 1/4"-20 T-Nuts (#26054)*							
						(4) Shelf Pins (#33860)*							
						(1) 1 8/8" x 1 8/2" Glass Panel, Reed Texture (#39266)*							
						(1) Cord Flexi-Grommet (#35546)*							
						(1) Door Knob (#33678)*							
						(1) Magnet Set (#32907, 38348)*							

Printer Cabinet Hardware
 (12) #8 x 1 1/4" Fh Woodscrews
 (12) #20 Biscuits
 (2) 1 1/4" Drawer Slides (#35685)*
 (2) Door Hinges (#49393)*
 (4) Levelers (#12295)*
 (4) 1/4"-20 T-Nuts (#26054)*
 (4) Shelf Pins (#33860)*
 (1) 1 8/8" x 1 8/2" Glass Panel, Reed Texture (#39266)*
 (1) Cord Flexi-Grommet (#35546)*
 (1) Door Knob (#33678)*
 (1) Magnet Set (#32907, 38348)*

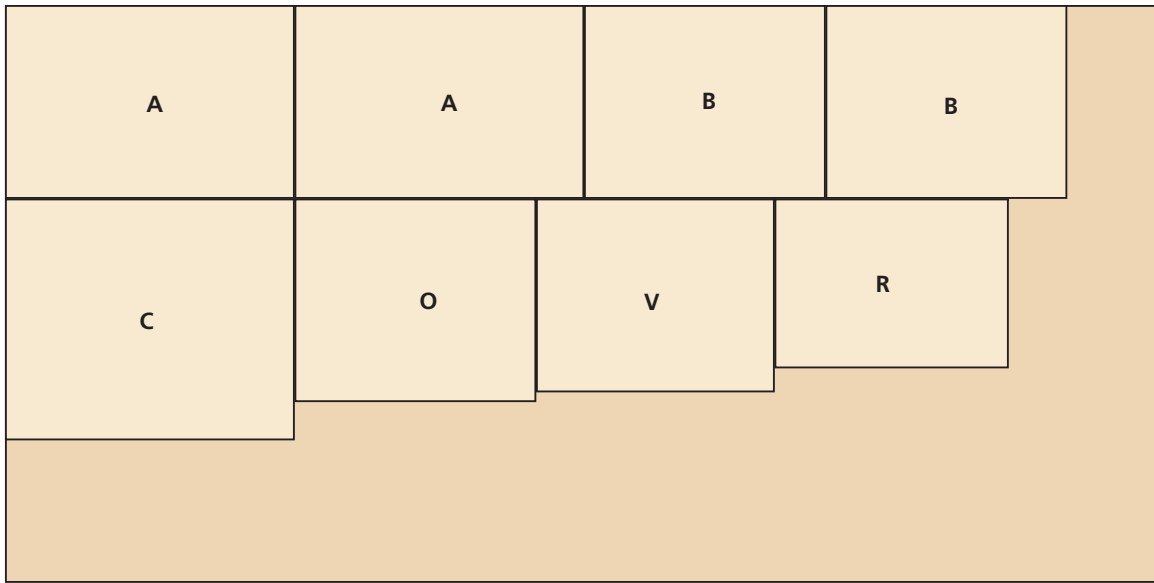
Lateral File Hardware
 (16) #8 x 1 1/4" Fh Woodscrews
 (21) #20 Biscuits
 (4) 1 1/4" Drawer Slides (#89749)*
 (4) Levelers (#12295)*
 (4) 1/4"-20 T-Nuts (#26054)*
 (4) Drawer Pulls (#34659)*



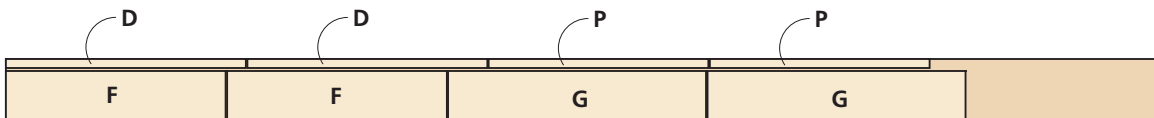
Cutting Diagrams: Printer Cabinet & Lateral File
Articles & Videos: Tongue & Dado Joinery & Loose Tenon Joinery

* All items available at 800-279-4441 or Rockler.com

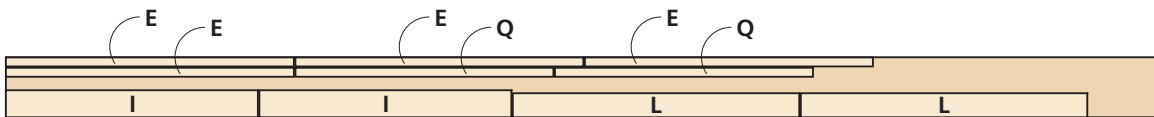
PRINTER CABINET - CUTTING DIAGRAM




3/4" x 48" x 96" MAPLE PLYWOOD



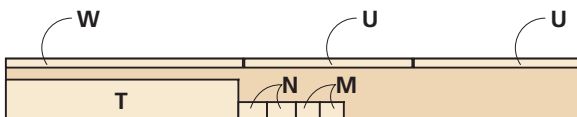
3/4" x 5" x 96" MAPLE



3/4" x 5" x 96" MAPLE



3/4" x 5" x 96" MAPLE

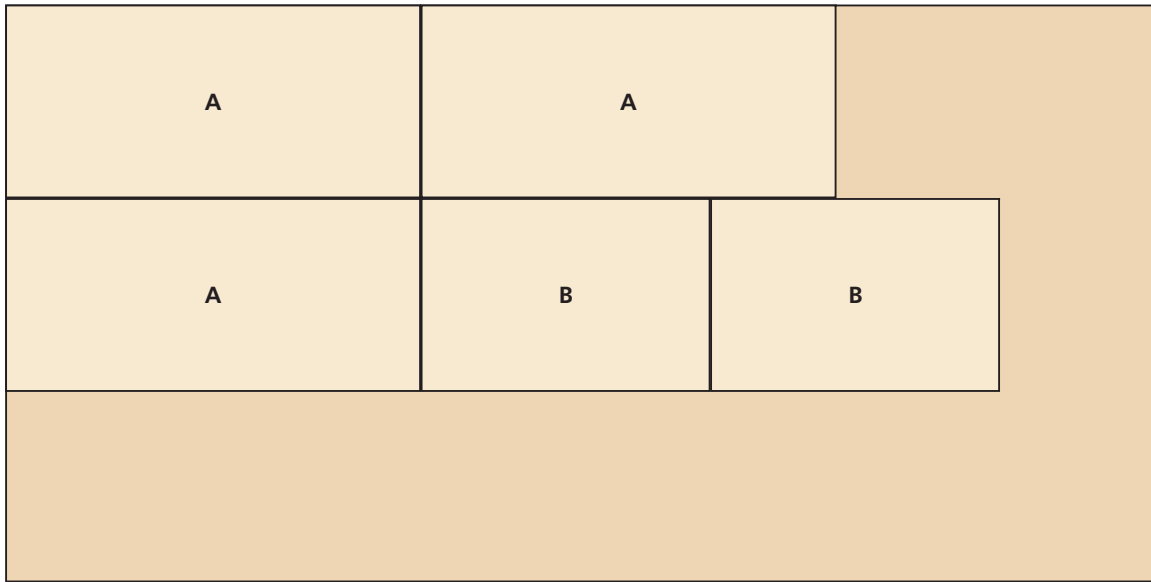


1/2" x 5" x 48" MAPLE

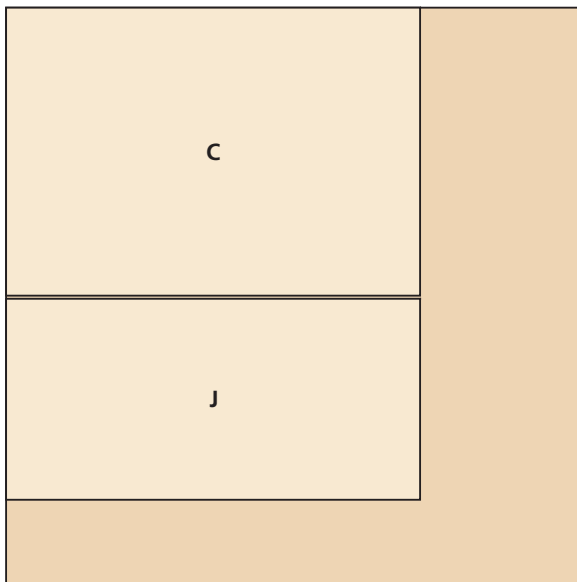
NOTE: Plane "U" to 1/4" thick.

NOTE: Plane "N" and "M" to 3/8" thick.

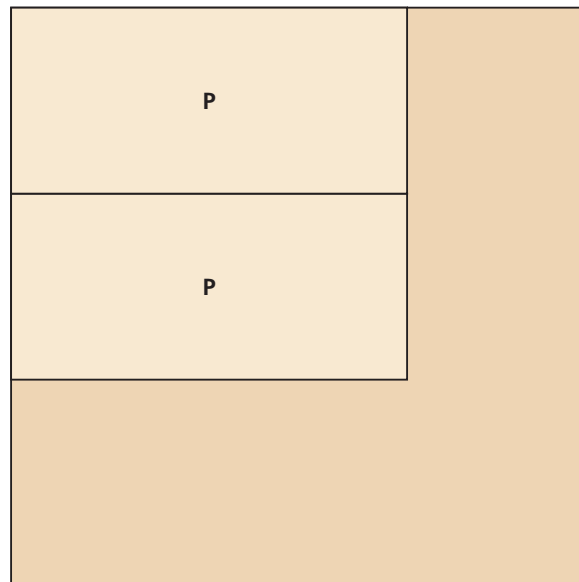
LATERAL FILE - CUTTING DIAGRAM



3/4" x 48" x 96" MAPLE PLYWOOD

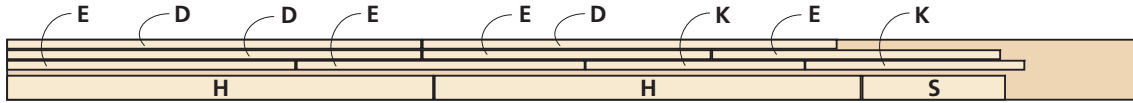


3/4" x 48" x 48" MAPLE PLYWOOD



1/4" x 48" x 48" MAPLE PLYWOOD

LATERAL FILE - CUTTING DIAGRAM



3/4" x 5" x 96" MAPLE



3/4" x 5" x 96" MAPLE



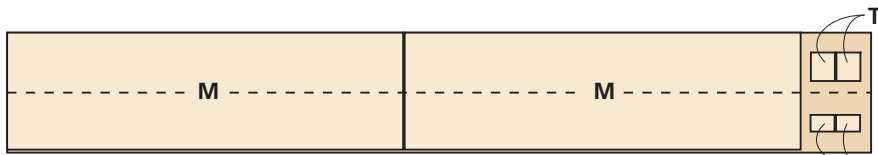
3/4" x 5" x 72" MAPLE



3/4" x 5" x 72" MAPLE



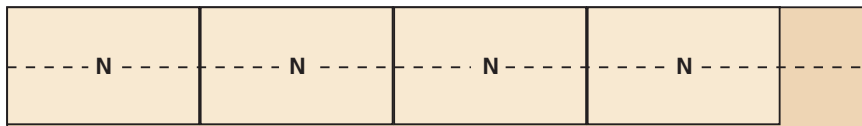
3/4" x 5" x 72" MAPLE



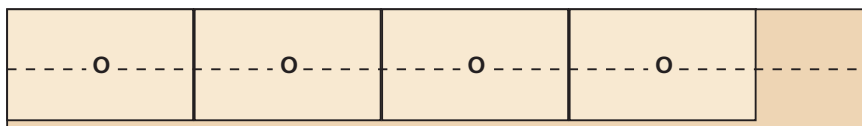
1/2" x 5" x 72" MAPLE (2 Boards)



1/2" x 5" x 72" MAPLE (2 Boards)



1/2" x 5" x 72" MAPLE (2 Boards)



1/2" x 5" x 72" MAPLE (2 Boards)

NOTE: Glue up two 5" wide pieces to create drawer fronts, backs, sides, & dividers. Then rip to final width.